

Research Article

The Study of Bureaucracy in Indonesia: A Bibliometric Analysis

Fany Fernita, Tutik Rachmawati, Salma Salmyra Tiara, Angelika Natania

Parahyangan Catholic University

ORCID

Tutik Rachmawati: <https://orcid.org/0000-0002-1497-9980>

Abstract.

One of the key components in progressing a nation's bureaucracy is by conducting research on bureaucracy. Researchers and academics have been using bureaucracy as a variable in their research to assess its effectiveness and how it interacts with other crucial aspects of government. This paper analyzes the relationship between journal publications and reliable articles about bureaucracy in Indonesia published in journal publications, the effects of publications, and the novelty of publications. It is done by employing three tools: Publish or Perish, VosViewer, and Mendeley. Microscopic images were presented based on bibliometric analysis from 309 scholarly papers retrieved from Google Scholar for the period of five years (2017-2022). The results of the analysis revealed that while terms like bureaucracy, implementation, and good governance have been extensively examined, while terms like e-government, impact, role, and bureaucratic reform have not. Employees, practices, case studies, studies, and issues are still understudied in publications on bureaucracy, therefore it is essential and presents a significant opportunity to be considered in the further research of bureaucracy in Indonesia.

Keywords: Bureaucracy in Indonesia, bibliometric analysis

Corresponding Author: Fany
 Fernita; email:
 6072001081@student.unpar.ac.id

Published 21 June 2023

Publishing services provided by
Knowledge E

© Fany Fernita et al. This article is distributed under the terms of the [Creative Commons Attribution License](#), which permits unrestricted use and redistribution provided that the original author and source are credited.

Selection and Peer-review under the responsibility of the ICoGPASS Conference Committee.

1. INTRODUCTION

Because the bureaucracy is a system that the government uses to provide services to the community, bureaucracy and the existence of a government cannot be separated. In order to offer the best services to the community, the government of Indonesia uses a bureaucracy. Depending on how the bureaucracy is used, the results can occasionally be useful but often inefficient. Research on bureaucracy is conducted with the intention of using the findings to make suggestions and enhancements to the existing bureaucracy. It is possible to comprehend how the bureaucracy in Indonesia is interconnected and what effect that has on the bureaucracy in Indonesia through the articles that have been analyzed and the macroscopic image that results from that analysis.

 **OPEN ACCESS**

In order to provide a macroscopic view of the bureaucracy in Indonesia and the distribution of reference distributions, a literature analysis of articles on bureaucracy in Indonesia was employed to analyze the relevance and influence of such publication. The findings of the analysis and research done for this article can help readers understand how Indonesia's bureaucracy is interconnected and what effect it has on making the bureaucracy better. The bibliometric analysis uses quantitative analysis as the defining factor. Bibliometrics is a field that uses quantitative means to evaluate academic productivity (Choudhri et al. 2015). It demonstrated how bureaucracy in Indonesia is and its relevance between terms that have many links and have received extensive study, as well as those that have not received such attention.

In order to get an overview of publications in Indonesia, this analysis will explain how much bureaucracy has been mentioned in various studies as well as what terms have been evaluated the most and are still under-researched. When analyzing this, bibliometrics also makes it simpler to process and identify patterns, diversity, and novelty of discussions about bureaucracy in Indonesia. Additionally, it is possible to clearly understand writers, publishers, and all disciplines researching bureaucracy in Indonesia.

2. METHODS

Three different platforms—Publish or Perish, VOSviewer, and Mendeley—are utilized in this bibliometric study method. The relevance and influence of publications in particular research topics are measured in this study using bibliometric analysis, a quantitative approach that makes use of mathematical and statistical techniques. In order to conduct this bibliometric study, reliable and pertinent online journals with the keyword "Bureaucracy in Indonesia" were gathered from the Mendeley and Publish or Perish databases and published within the last six years, from 2017 to 2022. This 5 year period is selected with a consideration to assess the novelty of more recent material. Further, in order to visualize and analyze trends and relationships between words or study topics discussed in a journal with other journals in the form of a bibliometric map, this research uses the VOSviewer platform to analyze the bibliometrics in this study. In the accompanying chart, the methodology and sequence of this bibliometric analysis are briefly illustrated.

2.1. Publish or Perish

Publish or Perish is an alternative method for performing bibliometric analysis. Using Publish or Perish, we first searched the metadata of published journals on Google

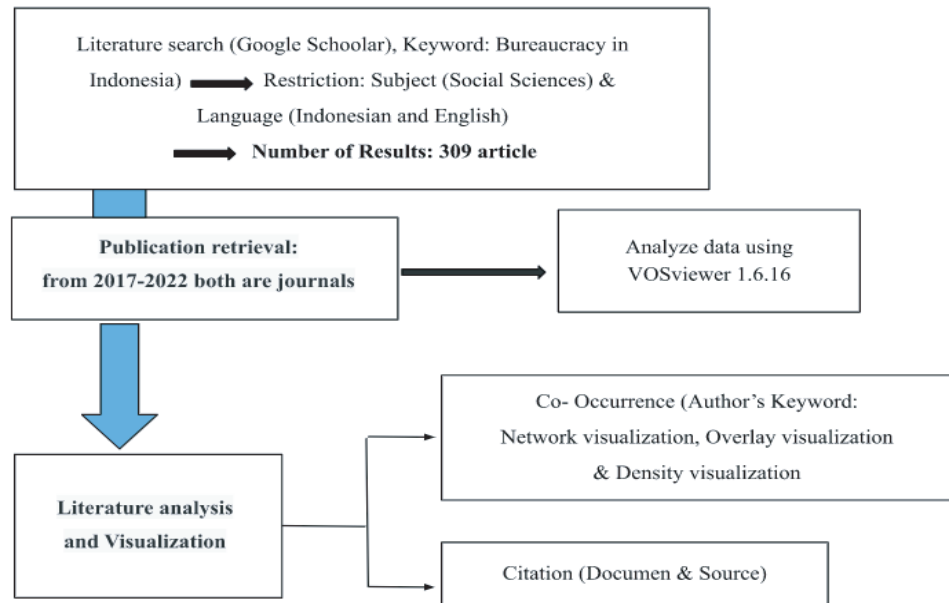


Figure 1: Bibliometric Process.

Scholar using the keyword "Bureaucracy in Indonesia." The journal articles with the highest citations are then chosen as the primary source of information for the analysis. The most cited research is used as a benchmark for the number of journal citations; the more citations, the higher the caliber of the study and its significance to the field; and vice versa. 309 articles were found from the results of the citation selection. The chosen articles were then imported into Mendeley for additional analysis after being stored as a document using the Research Information Systems Documents (RIS) format.

Search terms	Source	Papers	Cites	Cites/yr	h	g	h-index	h2-index	hA	acc...	Search date	Cache date	Last...
Journal, Birokrasi di Indonesia f...	Google Sc...	309	3243	648.60	22	44	16	3.20	12	22	04/9/2022	04/11/2022	0
Journal, Birokrasi di Indonesia f...	Google Sc...	22	1535	307.00	22	22	14	2.80	11	12	04/9/2022	04/11/2022	0

Cites	Per year	Rank	Authors	Title	Year	Publication	Publisher	Type
8	8.00	86	DS Dewi, TNW Tob...	Optimalisasi Penyelenggaraan Pel...	2021	Journal of Information Sy...	journal.stmikjayakarta.ac.id	
4	4.00	180	FM Prayoga, Yuh...	Studi Literatur Faktor yang Memp...	2021	JPSI (Journal of Public Sec...	journal.unesa.ac.id	
3	3.00	303	DAD Cahya, JSR Ta...	Urgensi Open Government Metad...	2021	Journal of ...	ejournal.usnamalang.ac.id	
4	4.00	325	V Rachmawati, D...	Dinamika Pelaksanaan Kebijakan ...	2021	Journal of Political Issues	ji.ubb.ac.id	
2	2.00	372	MRK Muluk, OR D...	Policy-Practice Decoupling in Ins...	2021	Local Administration Jour...	so04.tci-thaijo.org	
8	8.00	464	R Salam	Perubahan dan inovasi pelayanan...	2021	Journal of Public Adminis...	103.245.72.35	
3	3.00	617	S Laksana	Post Pandemic Indonesian Regio...	2021	Indonesian Journal of D...	journal.bappenas.go.id	
2	2.00	627	NAH Rahmatunni...	Analisis Efektivitas Pelayanan Per...	2021	Indonesian Accounting ...	journal.golban.ac.id	
2	2.00	643	N Masnila, R May...	The Effect of Good Government ...	2021	Journal of Business ...	journal.jis-institute.org	
2	2.00	685	UR Septaria, E Lar...	Parkembangan Tren Penelitian Ka...	2021	Journal of Education ...	maheas.institute.web.id	HTML
5	5.00	796	A Usman, A Agus...	Penerapan Pelayanan Prima di Bu...	2021	Journal Governance and P...	ijb.ubb.ac.id	
8	8.00	802	N Khoerunisa, FF...	Perbandingan Tata Kelola Penang...	2021	Journal of Political Issues	journal.kemendagri.go.id	
11	11.00	843	EE Supriyanto, M...	Transformative Policies and Infr...	2021	Bina Praja: Journal of ...	ijshv.in	
12	12.00	853	GE Saputro, L Prak...	Implementation of Economic Pol...	2021	International Journal of S...	ijshv.in	PDF
2	2.00	864	T Bustomi	Implementasi Kebijakan Pajak Re...	2021	Journal of Public Adminis...	103.245.72.35	
2	2.00	908	A Kumawan, L Ha...	Evaluasi Kebijakan Program Kelu...	2021	Journal of Government ...	journal.unigo.ac.id	
2	2.00	912	A Rozak	Kebijakan Pendidikan Di Indonesia	2021	Alim Journal of Islamic E...	journal.kopertas1.or.id	

Figure 2: Result of 309 articles from Publish or Perish.

2.2. VOSviewer

When performing bibliometric analysis, VOSviewer is used to visualize and examine data sets that contain bibliographic fields (such as title, author, journal, etc.) in a bibliometric map. VOSviewer is used to identify subjects that could be studied further and utilized as a resource for locating the most popular references in various fields. network visualization, overlay visualization, and density visualization are the three types of data visualization that VOSviewer will provide.

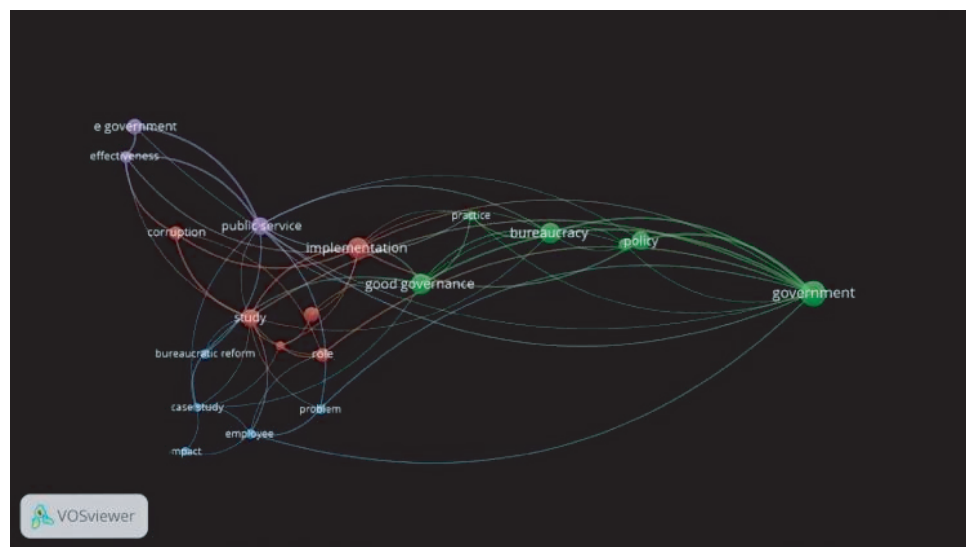


Figure 3: An example of VOSviewer visualization: Network Visualization.

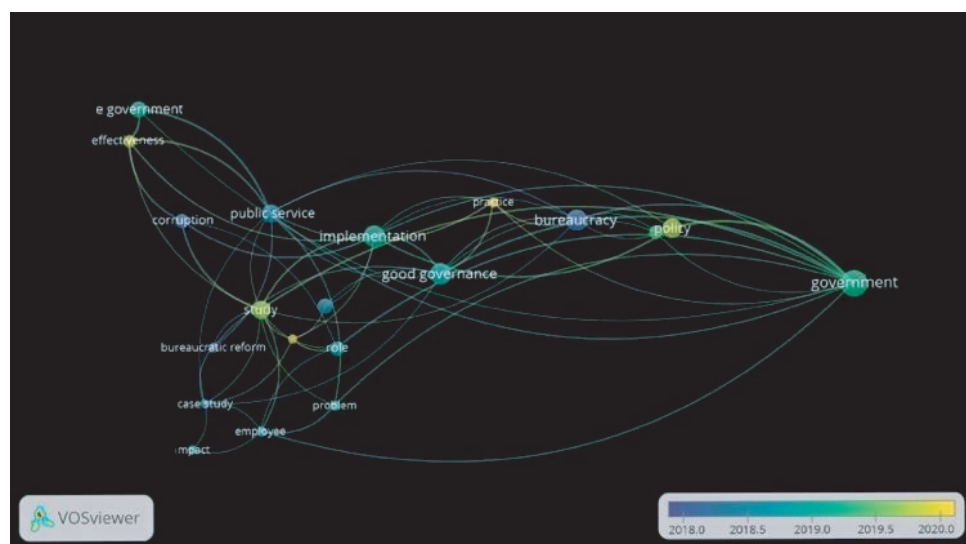


Figure 4: An example of VOSviewer visualization: Overlay Visualization.




Figure 5: An example of VOSviewer visualization: Density Visualization.

2.3. Mendeley

A program called Mendeley is used as a "citation & reference manager" for the data processing. The 309 journals were collected from Publish or Perish, which was then imported into Mendeley and stored in RIS format.

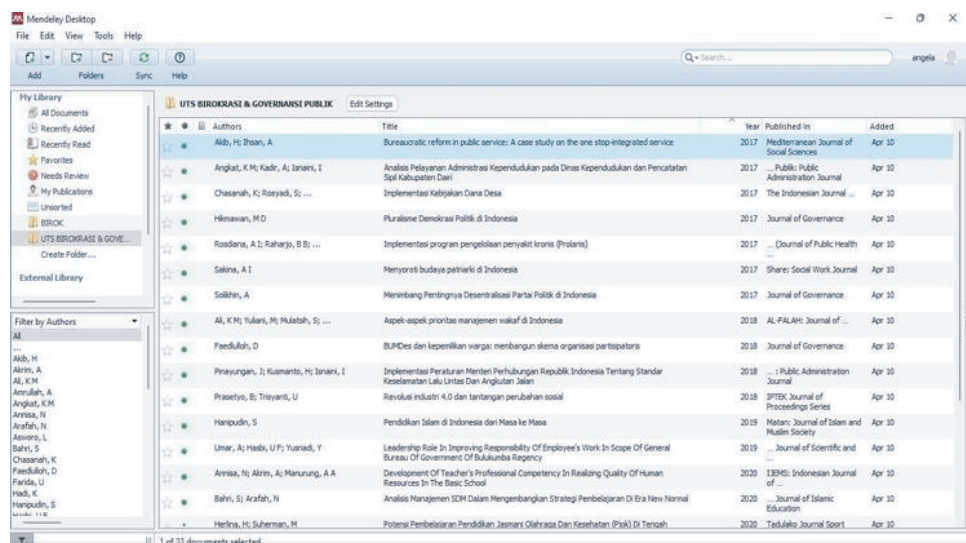


Figure 6: Processing Data by Mendeley.

3. RESULT AND ANALYSIS

3.1. Number of publications per Year

From the total number of 309 journals collected, 86 papers were published in the year 2020. It generally indicates the increase in research studies on bureaucracy across the year.

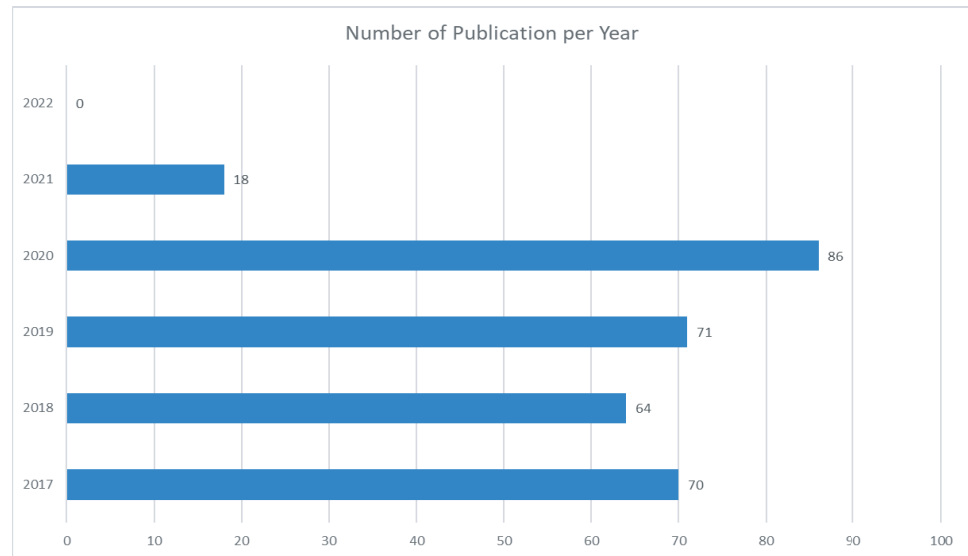


Figure 7: Number of Publication per Year (2017-2022).

3.2. Author & Publisher

Nu.	Year	Author	Institution
1	2017	Akib, H	Richtmann.org
2	2017	Angkat, K M	Ojs.uma.ac.id
3	2017	Chasanah, K	Journal.uta45jakarta.ac.id
4	2017	Hikmawan, M D	Jurnal.untirta.ac.id
5	2017	Rosdiana, A I	Journal.unnes.ac.id
6	2017	Sakina, A I	Jurnal.unpad.ac.id
7	2017	Solikhin, A	Jurnal.untirta.ac.id
8	2018	Ali, K M	Journal.iaincurup.ac.id
9	2018	Faedlulloh, D	Jurnal.untirta.ac.id
10	2018	Binayungan, J	Ojs.usma.ac.id
11	2018	Erasetyo, B	Iptek.its.ac.id
12	2019	Hanipudin, S	Jos.unsoed.ac.id
13	2019	Umar, A	Researchgate.net
14	2020	Anissa, N	Jurnal.umsu.ac.id
15	2020	Bahr, S	Pasca.jurnalikhac.ac.id
16	2020	Hadi, K	Jurnal.umt.ac.id/
17	2020	Herlina, H	Jurnal.untad.ac.id
18	2020	Kurniawansyah, H	Journal.publication-center.com
19	2020	Mustafa, D	Researchgate.net
20	2020	Mustakim, M	Journal3.uin-alauddin.ac.id
21	2020	Prabowo, A S	Journal.trunojoyo.ac.id
22	2020	Yamali, F R	Ekonomis.unbari.ac.id

Figure 8: Authors of The Articles.

The table above shows the classification of results from the year the journals were created, with the author's name, along with the place where they were uploaded.

3.3. Co-Occurrence visualization

A number of 326 relevant articles from academic journals published in Indonesia between 2017 and 2022 was used for the bibliometric analysis in this study. From this analysis, four clusters are identified as the microscopic image of research in the Indonesian bureaucracy. The four clusters are:

1. Cluster 1 (red) consists of six terms : including bureaucratic culture, implementation, corruption, local government, role, and study.
2. Cluster 2 (green) consists of six keywords: bureaucracy, good governance, government, merit system, policy, and practice.
3. Cluster 3 (in blue) has keywords of bureaucratic reform, case study, employee, effect, and issue.
4. Cluster 4 (purple) comprises keywords of public service, efficacy, and e-government.

This finding suggests that based on the bibliometric analysis's macroscopic description, the study of bureaucracy has broad and diversified elements. The year of publication, the organization/educational institution that published it, the name of the publication, the author's name, and quotes from the authors of articles about bureaucracy in Indonesia could become important information about the development of knowledge about bureaucracy. Further, it enables the examination of the freshness, datedness, and distribution of previously published scientific references in Indonesia.

As previously noted, three types of visualization—Network Visualization, Overlay Visualization, and Density Visualization—were created as a result of completing bibliometric research using VOSviewer. The following provides an explanation of the findings.

3.3.1. Network Visualization

The network visualization helps in visualizing the connection of the relevant terms. The network shown above depicts the relationships among terms or keywords relevant with "Bureaucracy in Indonesia". The closer the network and the larger the visual circle, the stronger the relationships. On the other hand, the smaller and the farther

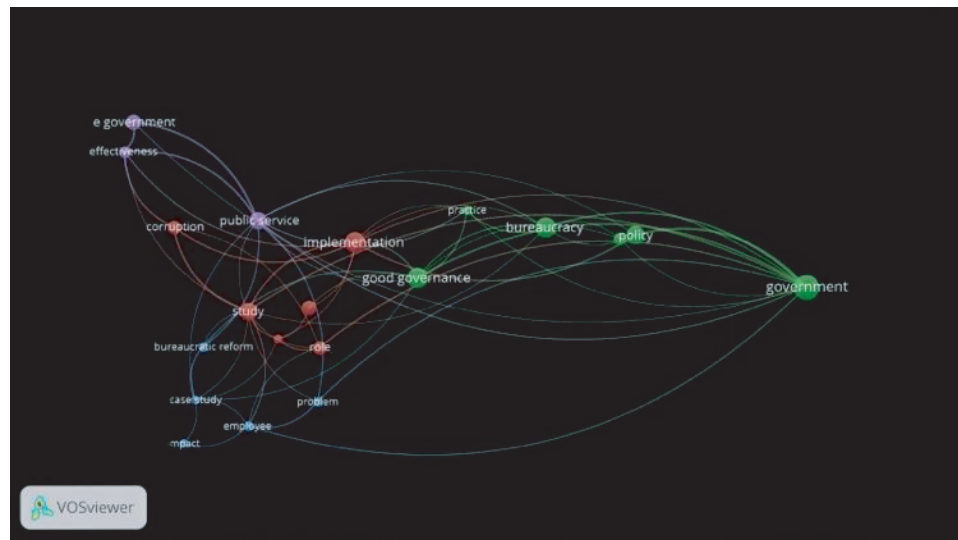


Figure 9: Result of Bureaucracy Visualization by Network Visualization.

distant the network means the smaller the visual circle. The keyword of “bureaucracy” is closer to the keyword of “implementation”. This signifies that bureaucracy and the implementation are topics that are frequently researched. On the contrary, the keywords “impact” and “employee” located farther from the keyword of “bureaucracy” This means, impact and employee are two topics that are under-researched. Researchers wanting to study bureaucracy may take this opportunity to further study aspects of “impact” and “employee” when researching bureaucracy in Indonesia.

3.3.2. Overlay Visualization

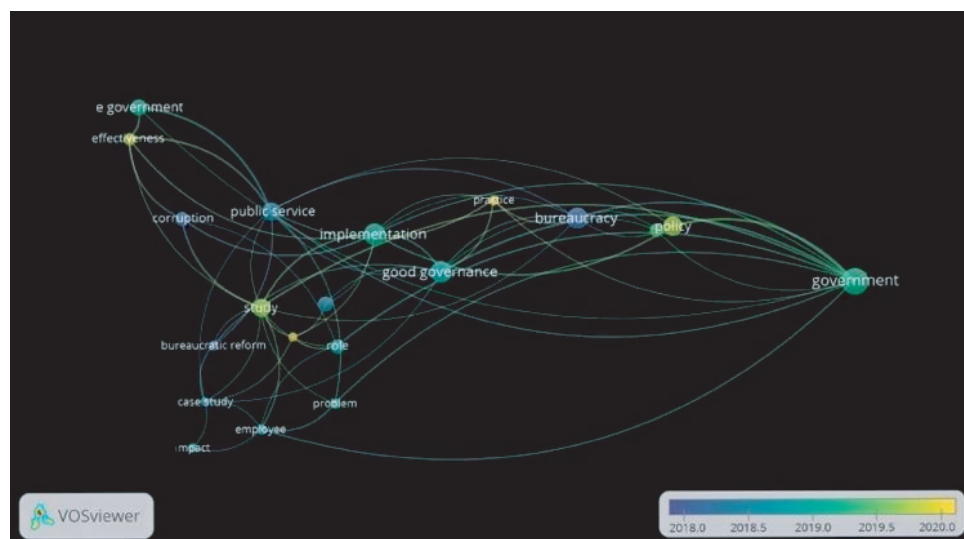


Figure 10: Result of Bureaucracy Visualization by Overlay Visualization.

The second type of visualization, overlay visualization, displays the progression of yearly research topics pertaining to bureaucratic research in Indonesia. A rectangle may be seen in the image, and it displays the color gradation of journal publications each year. Dark blue represents early 2018, light blue represents mid-2018, dark green represents early 2019, light green represents mid-2019, and yellow represents 2020. Similar to the outcomes of the Network Visualization visualization, the Overlay Visualization displays the relationships between terms that are visible in the visualization. For example, the keyword "bureaucracy" is situated close to the words "implementation" and "policy," This cluster shows that these three topics are frequently researched. In the meantime, the circle of keywords "impact (impact)" and "employee (employee)" that are far from the phrase "bureaucracy" indicates that these topics open more possibilities for further study because it is less frequently studied. According to the overlay visualization findings for the year of publication, the most often used terms are government, good governance, implementation, e-government, roles, and issues, which all represent the various dark green and light green color networks.

3.3.3. Density Visualization




Figure 11: Result of Bureaucracy Visualization by Density Visualization.

The density visualization shows The degree of research on the term is shown by the brightness of the yellow hue used to depict this visualization. The selected terms have, on average, been thoroughly explored and dominated in the cluster terms execution, good governance, public service, bureaucratic culture, study, and role, as can be seen from the visualization. Therefore, when conducting research on bureaucracy in

Indonesia, these results can be used as a reference for innovation and originality to further study.

4. CONCLUSION

The Bibliometric analysis of research on the Indonesian bureaucracy can help in examining the development of this topics in public administration. It sheds light on novelty and originality of research in the Indonesian bureaucracy. Three tools were used; Publish or Perish, VOSviewer, and Mendeley—to support the analytic procedure in this study. The result shows that in researching the "Bureaucracy in Indonesia," keywords of "bureaucracy", "implementation" and "policy" have been associated with one another in academic publications. According to the overlay visualization, the keywords of government, good governance, implementation, e-government, responsibilities, issues, and personnel were the most frequently mentioned terms in 2019. The density visualization analysis shows that there have been numerous studies and researches on good governance, public service, study, roles, and bureaucratic culture. Therefore, sub-topics including employee, case study, impact, problem, bureaucratic reform, and practice, still need to be further researched.

References

- [1] Ali KM, Yuliani M, Mulatsih S, Abdullah Z. Aspek- Aspek Prioritas Manajemen Wakaf Di Indonesia. *AL-FALAH : J Islamic Econ.* 2018;3(1):1.
- [2] Nurul A, Akrim A, Manurung AA. "Development of teacher's professional competency in realizing quality of human resources in the basic school." *IJEMS: Indo J Educ Math Sci.* 2020;1(2):156–160. <https://doi.org/10.30596/ijems.v1i2.4590>.
- [3] Rosdiana AI. "Implementasi Program Pengelolaan Penyakit Kronis (Prolanis) | HIGEIA (Journal of Public Health Research and Development)." Retrieved April 11, 2022a (<https://journal.unnes.ac.id/sju/index.php/higeia/article/view/14617>)
- [4] Kurniawansyah H, Amrullah A, Salahuddin MM, Nurhidayati MS. "Konsep Kebijakan Strategis Dalam Menangani Eksternalitas Ekonomi Dari Covid - 19 Pada Masyarakat Rentan Di Indonesia | Indo J Soc Sci Human." 2020. Retrieved April 11, 2022b (<https://journal.publication-center.com/index.php/ijssh/article/view/117>)
- [5] Bahri S, Arafah N. Analisis Manajemen SDM Dalam Mengembangkan Strategi Pembelajaran Di Era New Normal. *Tafkir: Interdiscip J Islam Educ.* 2020;1(1):20–40.

- [6] Chasanah K, Rosyadi S, Kurniasih D. Implementasi Kebijakan Dana Desa [IJPA]. *Indo J Pub Admin*. 2017;3(2):12–32.
- [7] Dewi WA. Dampak COVID-19 Terhadap Implementasi Pembelajaran Daring Di Sekolah Dasar. *EDUKATIF : JURNAL ILMU PENDIDIKAN*. 2020;2(1):55–61.
- [8] Hadi K, Asworo L, Taqwa I. Inovasi Dialogis: Menuju Transformasi Pelayanan Publik Yang Partisipatif (Kajian Sistem Pelayanan Malang Online). *J Govt Civil Soc*. 2020;4(1):115–129.
- [9] Pelayanan Administrasi Kependudukan pada Dinas Kependudukan dan Pencatatan Sipil Kabupaten Dairi, Analisis, Koko Mulyanto Angkat, and Abdul Kadir. “Analisis Pelayanan Administrasi Kependudukan Pada Dinas Kependudukan Dan Pencatatan Sipil Kabupaten Dairi.” *Jurnal Administrasi Publik : Pub Admin J*. 2017;7(1):33–48. <https://doi.org/10.31289/jap.v7i1.1260>.
- [10] Menteri Perhubungan Republik Indonesia Tentang Standar Keselamatan Lalu Lintas Dan Angkutan Jalan P, Implementasi JP, Kusmanto H. Implementasi Peraturan Menteri Perhubungan Republik Indonesia Tentang Standar Keselamatan Lalu Lintas Dan Angkutan Jalan. *Jurnal Administrasi Publik : Pubc Admin J*. 2018;8(1):108–123.
- [11] Prabowo A, Prabowo AS, Triputra AN, Junaidi Y, Purwoleksono DE. Politik Hukum Omnibus Law Di Indonesia. *Jurnal Pamator : Jurnal Ilmiah Universitas Trunojoyo*. 2020;13(1):1–6.
- [12] Yamali FR, Putri RN. Dampak Covid-19 Terhadap Ekonomi Indonesia. *Ekonomis: J Econ Bus*. 2020;4(2):384–388.
- [13] Tinggi YS, Yusriadi DM, Farida U, Yusriadi Y. The effectiveness of public services through e-government in Makassar City human resources view project Umi Farida the effectiveness of public services through e- government in Makassar City. *Int J Sci Technol Re*. 2020;9:1.