

Conference Paper

Reduction of Environmental Pressure by Giving Cementing Material Properties to the Ferrous Slags

Mikheenkov M. A.¹, Sheshukov O. Yu.², and Lobanov D. A.¹¹Institute of Metallurgy of the Ural Branch of the Russian Academy of Sciences, Yekaterinburg, Russia²Ural Federal University named after the first President of Russia B.N. Yeltsin, Yekaterinburg, Russia**Keywords:** ladle furnace slag, EAF slag, pig iron, cement clinker, chemical composition, phase composition

There are two main kinds of slag in modern steelmaking industry: the electric arc furnace slag (the EAF slag) which is produced in the manufacture of crude steel by the electric arc furnace process and the ladle furnace basic slag (the LF slag) which is produced at the final stages of steelmaking, when the steel is desulfurized in the transport ladle, during what is generally known as the secondary metallurgy process. Table 1 demonstrates the chemical composition of these slags.

X-ray diffraction analysis has showed [1] that EAF slag contains wuestite FeO, magnetite Fe₃O₄, merwinite C₃MS₂ (3CaO MgO 2SiO₂) phases and the high-temperature modification β-C₂S which is known as bilithlarnite. XRD analysis also shows that LF slag contains three main phases: mayenite C₁₂A₇ (12CaO.7Al₂O₃), periclase MgO and shannonite γ-C₂S (γ-2CaO.SiO₂), the latter being the low-temperature modification of belite. In accordance with semiquantitative analysis the slags have different phase compositions (mass. %): 20,4 FeO; 24,1 Fe₃O₄; 15,9 C₃MS₂; 38,15 β-C₂S; 1,45 of the others for the EAF slag and 37,2 C₁₂A₇; 12,5 MgO; 41,4 γ-C₂S; 8,9 of the others for the LF slag.

The EAF slag consists of stable phases and so it is used for processing by simple methods of grinding and classification [2, 3]. Final crushed stone produced that way is only used as aggregate in road construction.

However, the ladle furnace slag is difficult to utilize a due to the significant content of shannonite (γ-C₂S) generated when the slag is cooled to 830°C. Shannonite is generated during the high-temperature phase transformations from one polymorph to

Corresponding Author:
Mikheenkov M. A.; email:
silast@mail.ru;Received: 6 June 2017
Accepted: 9 July 2017
Published: 24 August 2017Publishing services provided
by Knowledge E© Mikheenkov M. A. et
al. This article is distributed
under the terms of the
Creative Commons
Attribution License, which
permits unrestricted use and
redistribution provided that
the original author and
source are credited.Selection and Selection and
Peer-review under the
responsibility of the
Technogen Conference
Committee.

OPEN ACCESS

The slag type	Content, %							M ₀ *	K _{act} **
	CaO	SiO ₂	Al ₂ O ₃	FeO	MnO	MgO	Cr ₂ O ₃		
EAF slag	26,2	13,8	3,72	26,0	5,51	6,7	1,69	1,88	0,27
LF slag	53,8	8,0	21,6	1,1	1,42	9,8	0,23	2,15	2,7


TABLE 1: The chemical composition of steelmaking slags. *M₀ = CaO + MgO/SiO₂ + Al₂O₃ **K_{act} = Al₂O₃/SiO₂.

The slag type	The content in the slag, mass. %							
	CaO	SiO ₂	Al ₂ O ₃	FeO	MnO	MgO	Cr ₂ O ₃	Δm _{calc}
EAF slag	26,20	13,80	3,72	26,00	5,51	6,70	1,69	0,23
LF slag	53,80	8,00	21,60	1,10	1,42	9,80	0,23	0,03
Limestone	54,60	0,20	0,04	0,32	0,00	0,00	0,00	44,00

TABLE 2: The chemical composition of burden material.

another (α -C₂S → α' -C₂S → β -C₂S) and the process is accompanied by a volume expansion; high internal stresses finally cause the slag disintegration to the dust fraction [4]. The significant amount of dust fraction after the LF slag disintegration prevents its massive processing to crushed stone and also pollutes the environment by dust emissions on the waste slag storage dumps.

In our previous work [5] the alumina flux addition to the LF slag composition formed the stable phases α -C₂S, β -C₂S, C₁₂A₇ providing a good hydraulic activity. The mayneite C₁₂A₇ mixed with gypsum and dihydrate hardens according to the following Equation 1 [5]:



Therefore, we developed and patented the method for the composite waterproof gypsum binder production. Now this binder is commonly used for different construction materials production.

To evaluate the possibility of hydraulically active phase alite (C₃S or 3CaO·SiO₂) formation on the basis of investigated slags, a multifactorial experiment is conducted by the method of simplex-lattice planning. In the experiment the contents of burden material (Table 2) are used as variable factors demonstrated in Table 3.

The alite C₃S content in the melting products was taken as the response function. Since EAF slags contain significant amount of ferric oxides, the slag heating and melting were performed under reductive conditions which provide possible ferric oxides transition into pig iron. To make reductive conditions and iron carbonization, a coke fine in the amount of 5,0 mass. % over 100 mass % was added into the raw mixtures.

The factor type	Variability interval			
	Lower		Upper	
	Code*, ea	Nat.***, mass.%	Code, ea	Nat., mass.%
LF slag content	0,17	17,00	0,67	67,00
EAF slag content	0,17	17,00	0,67	67,00
CaCO ₃ content	0,17	17,00	0,67	67,00

TABLE 3: Factors variability interval. *- coded value, **- natural value.

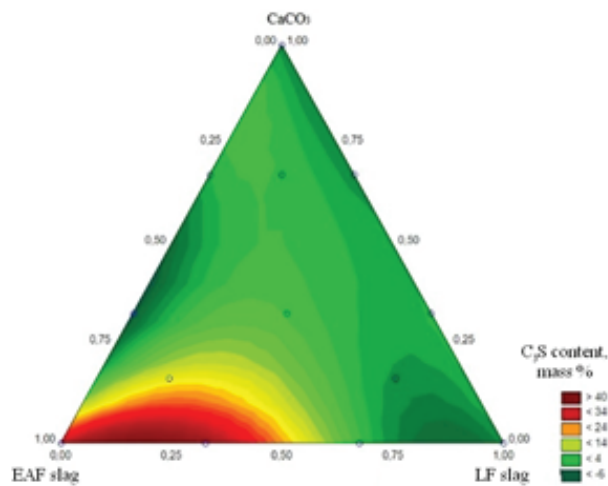


Figure 1: Alite C₃S distribution formed in the experiment.

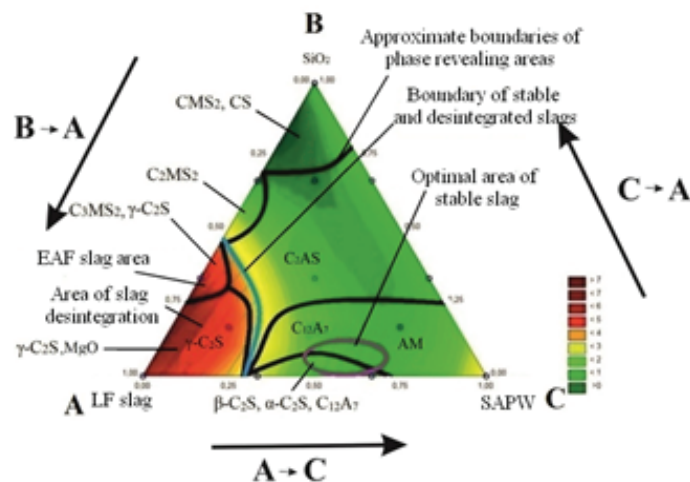


Figure 2: The melting products viscosity under 1500°C in the main slag phases.

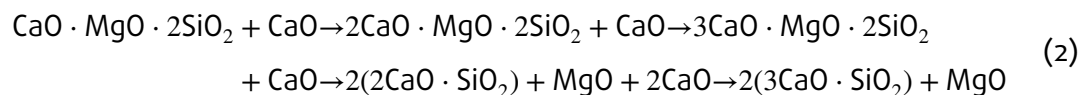
The samples made from EAF slag, limestone and LF slag were mixed, heated and melted under reductive conditions and then slowly cooled according to the experiment plan. After the slag was cooled, pig iron and slag were separated from each other. X-ray diffraction analysis was used to determine the final slag phase composition. Figure ?? shows the alite distribution formed in the experiment.

From the test results one can see that C_3S maximum is formed in the area with maximum EAF slag content. The analysis of steel slags phase composition varying with the SiO_2 addition supplemented with secondary alumina production wastes (SAPW) is showed on Fig. 2 which allows the explanation of the test results.

The diopside CMS_2 ($CaO \cdot MgO \cdot 2SiO_2$) is formed in the plan factorial area with significant SiO_2 content. With the basicity increment in the $B \rightarrow A$ ($SiO_2 \rightarrow CaO$) direction the diopside initially transforms into the akermanite C_2MS_2 ($2CaO \cdot MgO \cdot 2SiO_2$) and then transforms into the merwinite C_3MS_2 ($3CaO \cdot MgO \cdot 2SiO_2$). EAF slag contains a high content of merwinite. The diagram shows the area corresponding to the EAF slag composition with the 38% larnite $\beta-C_2S$ content and 16% merwinite C_3MS_2 content. With further basicity increment the merwinite disintegrates with the belite $\gamma-C_2S$ ($2CaO \cdot SiO_2$) and periclase MgO formation. Due to this disintegration slag will be mainly formed from the belite phase after ferric oxides reduction.

Lime formed after the limestone disintegration saturates belite C_2S to alite C_3S through dissolving in liquid phase, and as a result maximum amount of alite is formed in the final melt under the maximum content of EAF slag in the raw mixture.

With the basicity increasing the following sequence chain of phase transitions is found (Equation 2):



To prove the possibility of standard Portland clinker synthesis on the basis of EAF slag, LF slag and some corrective additives, the raw mixture calculation was made for the formation in the slag of clinker with following module characteristics: $SC - 0,92$, $s - 2,3$ and $p - 1,7$. Pig iron was formed in the metallic phase and Portland clinker was formed in the slag phase during the raw mixture melting in ore-thermal furnace (OTF).

The quantitative measurements of phase content in the slag by XRD analysis showed the final slag containing 51,3% C_3S , 30,1% C_2S , 10,7% C_3A ($3CaO \cdot Al_2O_3$) and 3,8% MgO . The total silicate phase content in the slag is more than 80%, the CaO/SiO_2 relation is 3,05, and the MgO content is lower than 5,0%. The experimental results of final product meet the normative requirements.

The average pig iron output and slag yield depend on the ferric oxides content in EAF slag. The experimental results have shown that slag (clinker) yield is 82,0 mass.% and pig iron output is 18,0 mass. %. The chemical composition of produced pig iron is demonstrated in Table 4. It also meets the normative standards for pig iron.

The product type	Content, mass. %				
	C	Mn	Si	P	S
Pig iron	3,13	1,26	0,109	0,036	0,021

TABLE 4: The chemical composition of pig iron.

1. Conclusions

1. It is established that the composite waterproof gypsum binder can be produced on the basis of ladle furnace slag.
2. The Portland clinker and pig iron can be simultaneously produced on the basis of electric arc furnace slag, ladle furnace slag and limestone.

References

- [1] Z. Huaiwei and H. Xin, "An overview for the utilization of wastes from stainless steel industries," *Resources, Conservation and Recycling*, vol. 55, no. 8, pp. 745-754, 2011.
- [2] C. Pellegrino, P. Cavagnis, F. Faleschini, and K. Brunelli, "Properties of concretes with black/oxidizing electric arc furnace slag aggregate," *Cement and Concrete Composites*, vol. 37, no. 1, pp. 232-240, 2013.
- [3] M. Etxeberria, C. Pacheco, J. M. Meneses, and I. Berridi, "Properties of concrete using metallurgical industrial by-products as aggregates," *Construction and Building Materials*, vol. 24, no. 9, pp. 1594-1600, 2010.
- [4] Y. Pontikes, P. T. Jones, D. Geysen, and B. Blanpain, "Options to prevent dicalcium silicate-driven disintegration of stainless steel slags," *Archives of Metallurgy and Materials*, vol. 55, no. 4, pp. 1167-1172, 2010.
- [5] M. A. Mikheenkoy, O. Y. Sheshukov, I. V. Nekrasov, D. K. Egiazar'yan, and D. A. Lobanov, "Production of mineral binder from steel-smelting slag," *Steel in Translation*, vol. 46, no. 3, pp. 232-235, 2016.