

## Conference Paper

# Elastomagneto-resistive Properties of Films of 3d-Metals Alloys

**K.G. Balymov, E.V. Kudryukov, N.A. Kulesh, V.N. Lepalovskij, and V.O. Vas'kovskiy**

Institute of Natural Sciences, Ural Federal University, 620000 Ekaterinburg, Russia

## Abstract

Magneto-resistive properties of 3d-metals alloys magnetostrictive films under application of elastic deformations were investigated. Linear stress was shown to have a significant effect on magneto-resistive effect in the films through the rotation of the easy magnetization axis. Dependencies of the relative change of resistivity were obtained in a cyclic deformation regime for films of different compositions.

**Keywords:** elastomagneto-resistance, exchange bias, films

Corresponding Author: K.G. Balymov; email: k.g.balymov@urfu.ru

Received: 9 September 2016  
 Accepted: 19 September 2016  
 Published: 12 October 2016

**Publishing services provided by Knowledge E**

© K.G. Balymov et al. This article is distributed under the terms of the [Creative Commons Attribution License](#), which permits unrestricted use and redistribution provided that the original author and source are credited.

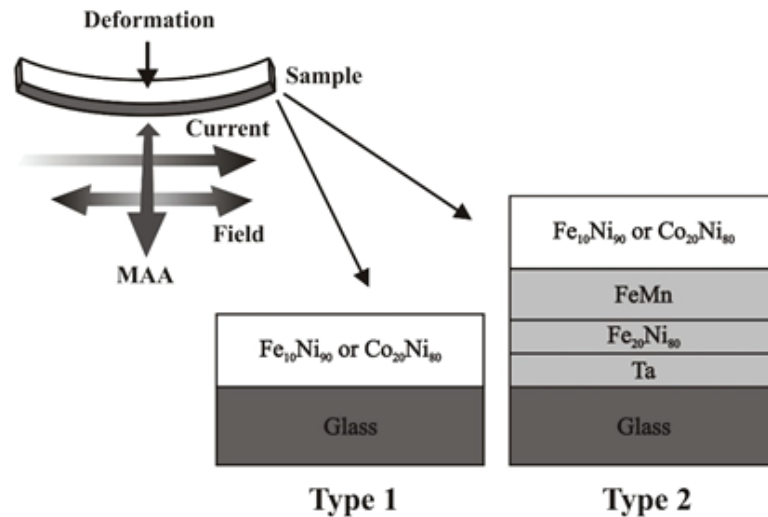
Selection and Peer-review under the responsibility of the ASRTU Conference Committee.

## 1. Introduction

Thin films found application in numerous sensors due to the wide variety of observed properties and phenomena. One of the promising effects is elastomagneto-resistance, which can be utilized in force or pressure sensors. This effect is observed in magnetic materials demonstrating both anisotropic magneto-resistive effect (AMR) [1-5] and magnetostriction [5-9]. In such materials magnetic anisotropy is changing in response to the magnetoelastic interaction and can be detected as a change of electric resistivity due to the AMR effect.

Films of  $\text{Fe}_{10}\text{Ni}_{90}$  and  $\text{Co}_{20}\text{Ni}_{80}$  alloys are simple examples of elastomagneto-resistive materials having high AMR effect (up to 5-6 % [10]) and magnetostriction of about 20 ppm [11]. However, polycrystalline films of these materials have relatively low induced magnetic anisotropy [4], which is the reason for high magnetic hysteresis. This issue can be solved by introduction of an additional exchange coupled antiferromagnetic [12] or ferromagnetic [13] layer – the source of unidirectional magnetic anisotropy. The presence of the strong exchange coupling was demonstrated to effect strongly both magnetic anisotropy and hysteresis properties of the ferromagnetic layer [13]. In this work, elastomagneto-resistive properties of  $\text{Fe}_{10}\text{Ni}_{90}$  and  $\text{Co}_{20}\text{Ni}_{80}$  free layers as well as  $\text{FeMn}/\text{Fe}_{10}\text{Ni}_{90}$  and  $\text{FeMn}/\text{Co}_{20}\text{Ni}_{80}$  with unidirectional anisotropy were investigated.

## OPEN ACCESS



**Figure 1:** Schematic representation of samples layered structure and the experiment geometry.

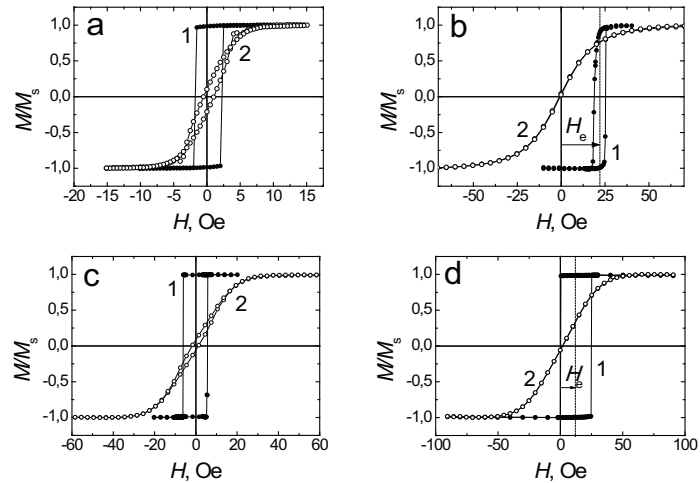
## 2. Methods

Samples were synthesized by magnetron sputtering of target materials onto the Corning glass substrates (thickness of 0.2 mm). DC magnetic field was applied in the direction parallel to the substrate during the deposition in order to induce the easy magnetization axis (EA). Two types of samples were synthesized (presented schematically in Fig. 1). Type 1 samples are single-layer  $\text{Fe}_{10}\text{Ni}_{90}(80)$  and  $\text{Co}_{20}\text{Ni}_{80}(80)$  films (thicknesses in nm are given in parenthesis). Type 2 samples are films consisting of several layers  $X/\text{Fe}_{10}\text{Ni}_{90}(80)$  and  $X/\text{Co}_{20}\text{Ni}_{80}(80)$ , where X is a group of auxiliary layers Ta(5)/ $\text{Fe}_{20}\text{Ni}_{80}(5)$ /FeMn(20) responsible for unidirectional anisotropy in  $\text{Fe}_{10}\text{Ni}_{90}$  and  $\text{Co}_{20}\text{Ni}_{80}$  layers.

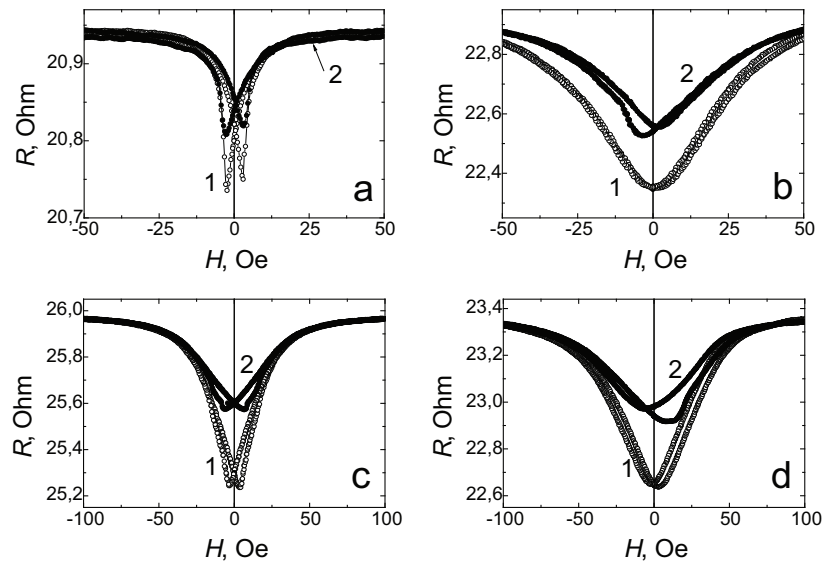
Elastomagneto-resistive properties were investigated on  $2 \times 15 \text{ mm}^2$  stripes cut perpendicular to the EA. Magnetic properties were measured by means of high-resolution wide-field Kerr microscope. Tensile stress was applied by the controlled bending of the stripes using micrometric translator (Fig. 1). Bending deflection (up to  $120 \mu\text{m}$ ) was measured by digital micrometer and converted to the linear tensile stress  $\delta = \Delta/l/l$ . Electric resistance was measured using standard four-probe method in the magnetic field up to 160 Oe.

## 3. Results

Magneto-optical hysteresis loops obtained on type 1 and type 2 samples in the unstrained state and after application of the tensile stress are presented in Fig. 2. Measurements were performed in the magnetic field oriented along (curves 1) and perpendicular (curves 2) to the EA. Character of curves 1 and 2 implies the presence of the uniaxial magnetic anisotropy for all samples. Besides, type 2 samples demonstrate unidirectional anisotropy (Fig. 2b,d, curves 1) oriented in the direction parallel to the EA. The presence of the unidirectional anisotropy led to the significantly reduced hysteresis



**Figure 2:** Magneto-optical hysteresis loops measured for  $\text{Fe}_{10}\text{Ni}_{90}$  (a),  $\text{X}/\text{Fe}_{10}\text{Ni}_{90}$  (b),  $\text{Co}_{20}\text{Ni}_{80}$  (c) and  $\text{X}/\text{Co}_{20}\text{Ni}_{80}$  (d) samples measured with the external magnetic field applied along (curves 1) and perpendicular (curves 2) to the EA.

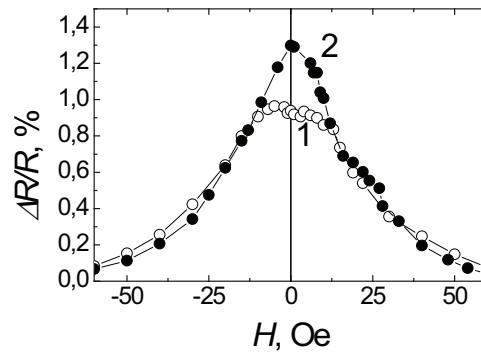


**Figure 3:** Magneto-resistive loops measured perpendicular to the EA on  $\text{Fe}_{10}\text{Ni}_{90}$  (a),  $\text{X}/\text{Fe}_{10}\text{Ni}_{90}$  (b),  $\text{Co}_{20}\text{Ni}_{80}$  (c),  $\text{X}/\text{Co}_{20}\text{Ni}_{80}$  (d) samples in the unstrained state (curves 1) and after application of the tensile stress of  $\delta = 0.056\%$  (curves 2).

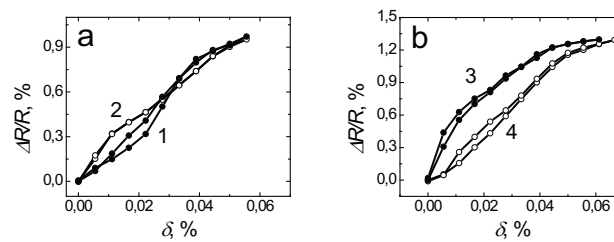
and enhancement of the magnetic anisotropy field compared to the free ferromagnetic layers.

The described features of magnetization reversal observed for unstrained samples can also be seen on magneto-resistive hysteresis loops  $R(H)$  (Fig. 3, curves 1), measured according to the scheme presented in Fig. 1. As one can see,  $R(H)$  loops corresponding to the type 2 samples (Fig. 3b,d) show the same magnetic anisotropy enhancement as in the single-layer films.

Application of the tensile stress leads to the substantial transformations of magneto-resistive loops of both types of samples (Fig. 3, curves 2, 3). As can be seen, the amplitude and the slope changes strongly for magneto-resistive loops measured with



**Figure 4:** Dependencies of the relative change of electric resistivity  $\Delta R/R$  on the applied magnetic field  $H$  measured for  $\delta=0.05\%$  on  $X/Fe_{10}Ni_{90}$  (curve 1) and  $X/Co_{20}Ni_{80}$  (curve 2) samples.



**Figure 5:** Dependencies  $\Delta R/R(\delta)$  measured for (a)  $Fe_{10}Ni_{90}$  (curve 1) and  $X/Fe_{10}Ni_{90}$  (curve 2) samples; (b)  $Co_{20}Ni_{80}$  (curve 3) and  $X/Co_{20}Ni_{80}$  (curve 4) samples in the external magnetic field  $H_{max}$ .

the external magnetic field applied perpendicular to the EA. These changes take place due to the negative constant of magnetostriction, which is typical for the considered compounds [6]. Magnetoelastic coupling contributes to the enhancement of the magnetic anisotropy of the film, which leads to the observed changes in magnetoresistive loops.

Comparing curves 1 and 2 in Fig. 3, one can see that the sensitivity of magnetoresistive effect depends on the value of the applied external magnetic field. To demonstrate this effect,  $\Delta R/R(H)$  dependencies measured on the deformed (tensile stress  $\delta = 0.05\%$ ) samples with unidirectional anisotropy are shown in Fig. 4. The obtained curves are nonmonotonic and show maximum value around zero magnetic field for  $X/Fe_{10}Ni_{90}$  and  $X/Co_{20}Ni_{80}$  samples. It should be noted, that although the maximum effect measured on  $X/Fe_{10}Ni_{90}$  film (curve 1) is lower than that of the  $X/Co_{20}Ni_{80}$  film (curve 2), it has better stability in the wide magnetic field range.

Dependencies of the relative change of resistivity on the value of the applied linear tensile stress  $\Delta R/R(\delta)$  measured on type 1 (a) and type 2 (b) samples are presented in Fig. 5. Here, we choose the external magnetic field  $H_{max}$  corresponding to the maximal  $\Delta R/R$  value (Fig. 4). Measurements were performed in the cyclic deformation regime, which allowed us to estimate hysteresis of the functional dependencies. The deformation range was limited by the maximum value of breaking stress of the glass ( $\delta \leq 0.065\%$ ). Dependencies  $\Delta R/R(\delta)$  measured for  $X/FeMn$  film (Fig. 5a, curve 2) demonstrate almost zero hysteresis, comparing to the single-layer  $Fe_{10}Ni_{90}$  film.

For  $\text{Co}_{20}\text{Ni}_{80}$ -based films (Fig. 5b), hysteresis of  $\Delta R/R(\delta)$  dependencies is clearly visible for both curves 3 and 4, which is a consequence of the overall higher magnetic hysteresis comparing to  $\text{Fe}_{10}\text{Ni}_{90}$  films. For all considered samples, strong nonlinearity of  $\Delta R/R(\delta)$  dependencies is observed, which is to be expected taking into account the mechanism behind the effect.

## 4. Conclusion

The investigation of elastomagneto-resistive properties of 3d-metal alloys films demonstrated high magneto-resistive response to the application of the elastic tensile stress as well as the possibility to reduce the magnetic hysteresis by implication of the unidirectional anisotropy. Functional properties of the sensitive medium can be further improved by optimization of the experimental geometry, value of the magnetic field, and involvement of the controlled annealing. The obtained results show that the elastomagneto-resistive can be successfully implied in force or pressure sensors.

## Acknowledgement

This work was supported by The Ministry of Education and Science of the Russian Federation, project RFMEFI57815X0125. The equipment of the Ural Center for Shared Use "Modern nanotechnology" UrFU was used.

## References

- [1] C. Christides, S. Stavroyiannis, and D. Niarchos, Structural, magnetic, and magnetotransport properties of NiFe/Ag as-deposited multilayers for variable NiFe and Ag layer thickness, *Journal of Applied Physics*, **80**, no. 8, 4512-4518, (1996).
- [2] J. Gong, S. Riemer, M. Kautzky, and I. Tabakovic, Composition gradient, structure, stress, roughness and magnetic properties of 5-500 nm thin NiFe films obtained by electrodeposition, *Journal of Magnetism and Magnetic Materials*, **398**, 64-69, (2016).
- [3] W. Karboul-Trojet, Y. Roussigné, D. Faurie, and S. M. Chérif, Static and dynamic study of magnetic properties in FeNi film on flexible substrate, effect of applied stresses, *European Physical Journal B*, **85**, no. 10, article no. 339, (2012).
- [4] V. N. Lepalovskii, P. A. Savin, G. S. Kandaurova, V. O. Vas'kovskii, V. G. Mukhametov, and V. V. Strelak, Magnetic and magneto-resistive properties of  $\text{Fe}_{10}\text{Ni}_{90}$  films, *Soviet Physics Journal*, **34**, no. 1, 4-7, (1991).
- [5] R. Sahingoz, M. P. Hollingworth, M. R. J. Gibbs, and S. J. Murdoch, Magneto-resistance and magnetostriction of  $\text{Ni}_{81}\text{Fe}_{19}$  and  $\text{Co}_{90}\text{Fe}_{10}$  mono- and bilayer films, *Journal of Magnetism and Magnetic Materials*, **290-291**, 1059-1062, (2005).
- [6] R. Bonin, M. L. Schneider, T. J. Silva, and J. P. Nibarger, Dependence of magnetization dynamics on magnetostriction in NiFe alloys, *Journal of Applied Physics*, **98**, no. 12, Article ID 123904, (2005).
- [7] T. Ohtani, T. Kawai, M. Ohtake, and M. Futamoto, Magnetostriction of permalloy epitaxial and polycrystalline thin films
- [8] H. Katada, T. Shimatsu, I. Watanabe, H. Muraoka, Y. Nakamura, and Y. Sugita, Induced uniaxial magnetic anisotropy and film magnetostriction in very thin permalloy films, *IEEE Transactions on Magnetics*, **37**, no. 4 I, 2334-2336, (2001).
- [9] K. Ounadjela, H. Lefakis, V. S. Speriousu, C. Hwang, and P. S. Alexopoulos, Effect of surface composition observed by Auger electron spectroscopy on magnetization and magnetostriction of NiFe and NiFeRh thin films, *Journal of Applied Physics*, **65**, no. 3, 1230-1233, (1989).
- [10] T. R. Mcguire and R. I. Potter, Anisotropic Magneto-resistance in Ferromagnetic 3D Alloys, *IEEE Transactions on Magnetics*, **11**, no. 4, 1018-1038, (1975).

- [11] R. M. Bozorth, The permalloy problem, *Reviews of Modern Physics*, **25**, no. 1, 42–48, (1953).
- [12] P. A. Savin, V. N. Lepalovskij, A. V. Svalov, V. O. Vas'kovskiy, and G. V. Kurlyandskaya, Effect of phase separation in an Fe<sub>20</sub>Ni<sub>80</sub>/Fe<sub>50</sub>Mn<sub>50</sub> structure with exchange coupling, *Physics of Metals and Metallography*, **115**, no. 9, 856–863, (2014).
- [13] N. Kulesh, K. Balymov, O. Adanakova, E. Kudukov, V. Vas'kovskiy, and A. Sorokin, Magnetic and magnetoresistive properties of Fe<sub>10</sub>Ni<sub>90</sub>/Tb-Co films with modified interlayer interface, *Journal of Magnetism and Magnetic Materials*, (2015).